



Summary Feedback

ST1 – ST4 Teaching Programme 2023

DKT FRCR 2B Viva - CNS

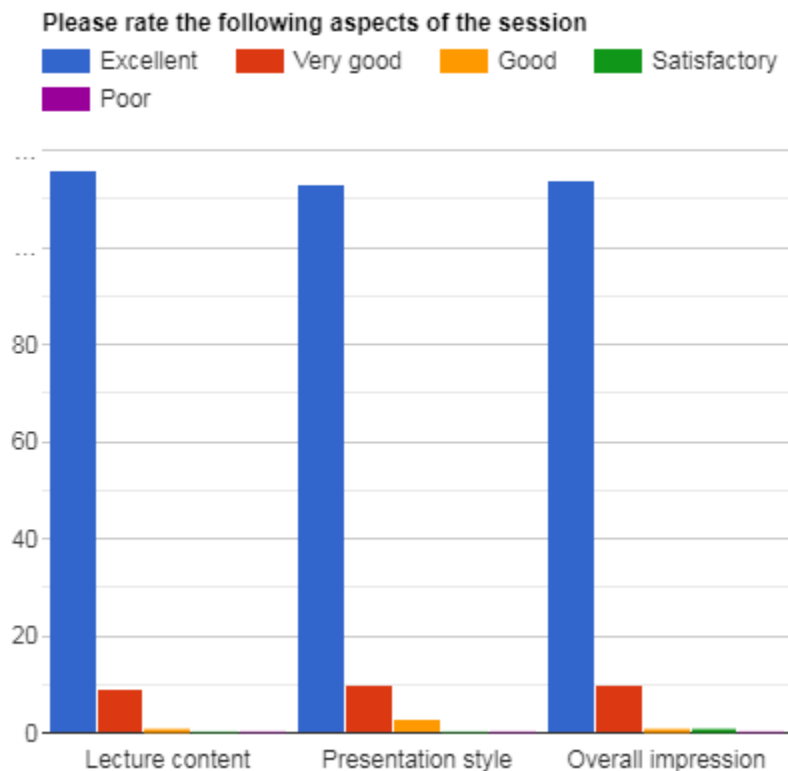
(19th January 2023)

Delivered By:

(Sami Khan)

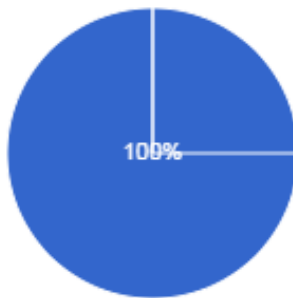
Summary Points:

- ST1-ST4 teaching programme 2023 - Session 1: 2 hours teaching time
- Total Attendees: 357 from 35 Countries (Algeria, Bahrain, Botswana, Canada, China, Dominica, Egypt, Hong Kong, India, Indonesia, Iraq, Ireland, Israel, Jordan, Kenya, Kuwait, Malaysia, Myanmar, Nepal, Nigeria, Oman, Pakistan, Poland, Qatar, Saudi Arabia, South Africa, Sri Lanka, Sudan, Tanzania, Turkey, UAE, UK, Yemen, Zambia, Zimbabwe).
- Total feedback received from 126 participants



Did you find it useful
126 responses

● Yes
● No



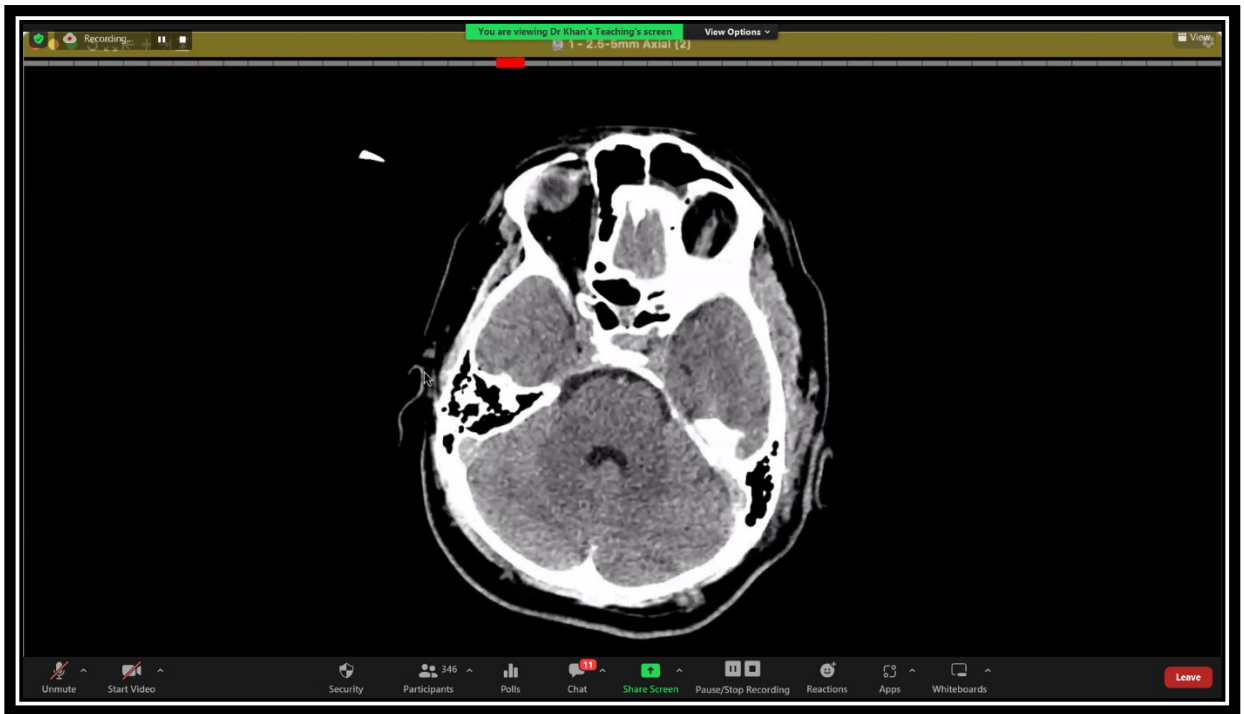
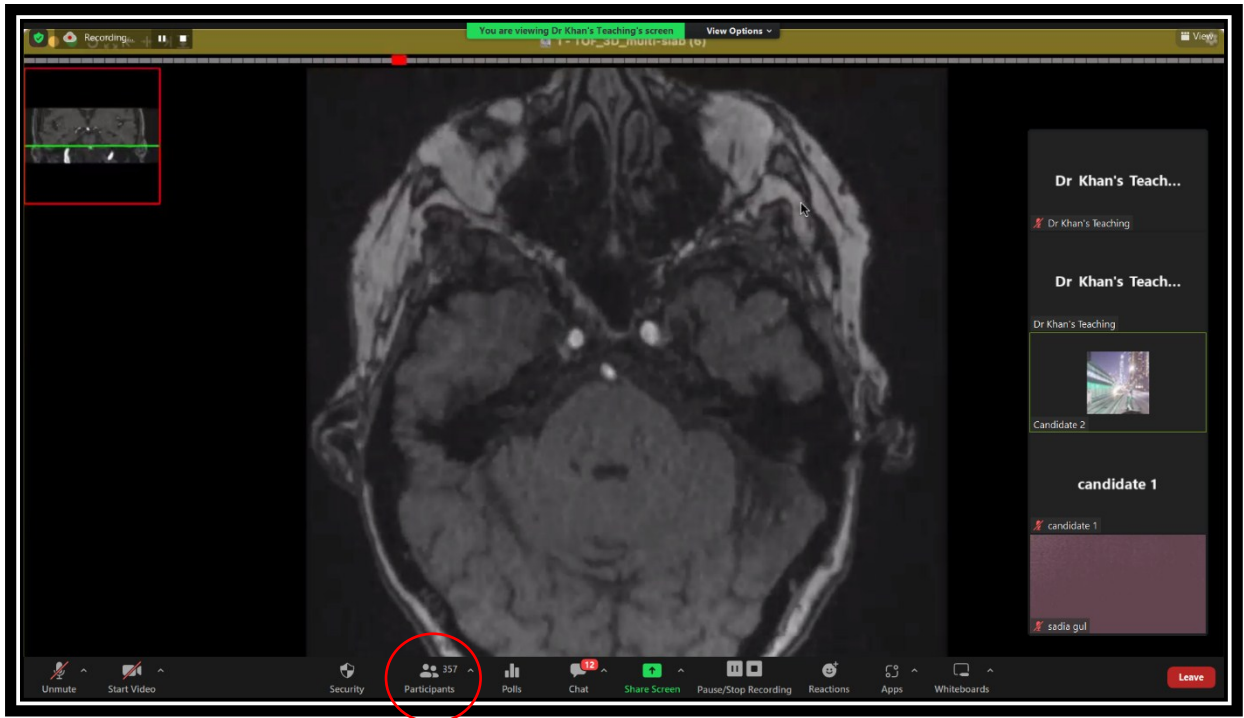
Testimonials

- Very good educational cases with good review of basic concepts (UK).
- "Clear and crisp. I came to know my shortcomings" (India).
- "Lecture content: The emphasis on protocol, satisfactory of search. The viva approach - helps me gauge my approach in my journey as a radiology trainee" (Kenya).
- Really thankful for these online teaching sessions which we can attend from the comfort of our homes. Hats off to Dr. Khan for his contribution to radiology teaching (Saudi Arabia).
- "Must attend session for exam preparation and for day today reporting of cases (especially the DDS)" (India).
- Explaining the basics and teaching to look in a systematic way. And idea of going slow and carefully (Pakistan).
- I liked management of the cases. Very important points in those for candidates not working in UK (Ireland).
- Lecture was so systemically planned and delivered in a best possible way. Thanks a lot sir (India).
- Subtle findings that can be missed on day to day reporting were highlighted which I found very useful (UK).
- "Observational cases and teachings of Dr Khan, thank you sir for providing us this opportunity" (Pakistan).
- It's useful for our daily practice as well as the exam (UAE).
- Great Knowledge (Pakistan).
- Best (Pakistan).
- Beautiful and well presented (Sudan).
- Great lecture (Jordan).
- Awesome (Saudi Arabia).
- Interesting thanks a lot (Egypt).
- Very well structured teaching session (UK).
- Keep up the good work (Saudi Arabia).
- Great teaching session as usual (Nigeria).

DKT FRCR 2B Viva - CNS

- Very informative (Pakistan).
- Amazing session (Kenya).
- Interactive and educative (Kenya).
- "Very useful session, Looking forward to attend more" (UK).
- Fantastic teaching session and I've learnt a lot (UK).
- Very good, very helpful (UK).
- Great teacher! (UK).
- Useful and helpful lectures indeed (Myanmar).
- Superb (India).
- Thanks A lot for your Great efforts (Sudan).
- I like the new style of teaching (Saudi Arabia).
- Great viva session, all aspects were useful (Iraq).
- Great (Pakistan).
- Very good cases (Egypt).
- Interesting cases and explanation (Malaysia).
- Excellent cases and discussion (Egypt).
- Valuable (Pakistan).
- Got many observational cases.
- Superb session.
- I liked Dr Khan's comments (UAE).
- It gave me deeper knowledge of commonly encountered pathology (India).
- I liked case discussion by Dr Sami after candidate finish answering (Saudi Arabia).
- Observation skills shown (India).
- Nice lecture (Iraq).
- Starting from basic to complex .(Pakistan).
- Dr khan giving pitfalls from candidates and addressing how to approach a CT head (Kenya).
- Images were exam oriented (Pakistan).
- Review of Dr khan on every case is valuable (Egypt).
- All cases were useful (Oman).
- A wide variety of cases were shown with many teaching points discussed along the way (Saudi Arabia).
- Excellent teaching (Malaysia).
- Good teaching material (UAE).
- It is good and useful (Jordan).
- Perfect coverage (Egypt).
- Excellent service Sir, Jazak ALLAH (Pakistan).
- Improved my knowledge (Indonesia).
- Viva cases were great (Pakistan).

DKT FRCR 2B Viva - CNS



=====XX=====XX=====